

'MUST'

'MUST' is a five-step screening tool to identify **adults**, who are malnourished, at risk of malnutrition (undernutrition), or obese. It also includes management guidelines which can be used to develop a care plan.

It is for use in hospitals, community and other care settings and can be used by all care workers.

This guide contains:

- A flow chart showing the 5 steps to use for screening and management
- BMI chart
- Weight loss tables
- Alternative measurements when BMI cannot be obtained by measuring weight and height.

The 5 'MUST' Steps

Step 1

Measure height and weight to get a BMI score using chart provided. *If unable to obtain height and weight, use the alternative procedures shown in this guide.*

Step 2

Note percentage unplanned weight loss and score using tables provided.

Step 3

Establish acute disease effect and score.

Step 4

Add scores from steps 1, 2 and 3 together to obtain overall risk of malnutrition.

Step 5

Use management guidelines and/or local policy to develop care plan.

Please refer to *The 'MUST' Explanatory Booklet* for more information when weight and height cannot be measured, and when screening patient groups in which extra care in interpretation is needed (e.g. those with fluid disturbances, plaster casts, amputations, critical illness and pregnant or lactating women). The booklet can also be used for training. See *The 'MUST' Report* for supporting evidence. Please note that 'MUST' has not been designed to detect deficiencies or excessive intakes of vitamins and minerals and is of **use only in adults**.

Step 1 – BMI score (& BMI)

Height (feet and inches)

	4'10 ^{1/2}	4'11	5'0	5'0 ^{1/2}	5'1 ^{1/2}	5'2	5'3	5'4	5'4 ^{1/2}	5'5 ^{1/2}	5'6	5'7	5'7 ^{1/2}	5'8 ^{1/2}	5'9 ^{1/2}	5'10	5'11	5'11 ^{1/2}	6'0 ^{1/2}	6'1	6'2	6'3	
100	46	44	43	42	41	40	39	38	37	36	35	35	34	33	32	32	31	30	30	29	28	28	15 10
99	45	44	43	42	41	40	39	38	37	36	35	34	33	33	32	31	31	30	29	29	28	27	15 8
98	45	44	42	41	40	39	38	37	36	36	35	34	33	32	32	31	30	30	29	28	28	27	15 6
97	44	43	42	41	40	39	38	37	36	35	34	34	33	32	31	31	30	29	29	28	27	27	15 4
96	44	43	42	40	39	38	38	37	36	35	34	33	32	32	31	30	30	29	28	28	27	27	15 2
95	43	42	41	40	39	38	37	36	35	34	34	33	32	31	31	30	29	29	28	27	27	26	15 0
94	43	42	41	40	39	38	37	36	35	34	33	33	32	31	30	30	29	28	28	27	27	26	14 11
93	42	41	40	39	38	37	36	35	35	34	33	32	31	31	30	29	29	28	28	27	27	26	14 9
92	42	41	40	39	38	37	36	35	34	33	33	32	31	30	30	29	28	28	27	27	26	25	14 7
91	42	40	39	38	37	36	36	35	34	33	32	31	31	30	29	29	28	27	27	26	26	25	14 5
90	41	40	39	38	37	36	35	34	33	33	32	31	30	30	29	28	28	27	27	26	25	25	14 2
89	41	40	39	38	37	36	35	34	33	32	32	31	30	29	29	28	27	27	26	26	25	25	14 0
88	40	39	38	37	36	35	34	34	33	32	31	30	30	29	28	28	27	27	26	25	25	24	13 12
87	40	39	38	37	36	35	34	33	32	32	31	30	29	29	28	27	27	26	26	25	25	24	13 10
86	39	38	37	36	35	34	34	33	32	31	30	30	29	28	28	27	27	26	26	25	25	24	13 8
85	39	38	37	36	35	34	33	32	32	31	30	29	29	28	27	27	26	26	25	25	24	24	13 6
84	38	37	36	35	35	34	33	32	31	30	30	29	28	28	27	27	26	25	25	24	24	23	13 3
83	38	37	36	35	34	33	32	32	31	30	29	29	28	27	27	26	26	25	25	24	23	23	13 1
82	37	36	35	35	34	33	32	31	30	30	29	28	28	27	26	26	25	25	24	24	23	23	12 13
81	37	36	35	34	33	32	32	31	30	29	29	28	27	27	26	26	25	24	24	23	23	22	12 11
80	37	36	35	34	33	32	31	30	30	29	28	28	27	26	26	25	25	24	24	23	23	22	12 8
79	36	35	34	33	32	32	31	30	29	29	28	27	27	26	26	25	24	24	23	23	22	22	12 6
78	36	35	34	33	32	31	30	30	29	28	28	27	26	26	25	25	24	24	23	23	22	22	12 4
77	35	34	33	32	32	31	30	29	29	28	27	27	26	25	25	24	24	23	23	22	22	21	12 1
76	35	34	33	32	31	30	30	29	28	28	27	26	26	25	25	24	23	23	22	22	22	21	11 13
75	34	33	32	32	31	30	29	29	28	27	27	26	25	25	24	24	23	23	22	22	21	21	11 11
74	34	33	32	31	30	30	29	28	28	27	26	26	25	24	24	23	23	22	22	21	21	20	11 9
73	33	32	32	31	30	29	29	28	28	27	26	26	25	24	24	23	23	22	22	21	21	20	11 7
72	33	32	31	30	30	29	28	27	27	26	26	25	24	24	23	23	22	22	21	21	20	20	11 4
71	32	32	31	30	29	28	28	27	26	26	25	25	24	23	23	22	22	21	21	21	20	20	11 3
70	32	31	30	30	29	28	27	27	26	25	25	24	24	23	23	22	22	21	21	20	20	19	11 0
69	32	31	30	29	28	28	27	26	26	25	24	24	23	23	22	22	21	21	20	20	20	19	10 11
68	31	30	29	29	28	27	27	26	25	25	24	24	23	22	22	21	21	21	20	20	19	19	10 10
67	31	30	29	28	28	27	26	26	25	24	24	23	23	22	22	21	21	20	20	19	19	19	10 7
66	30	29	29	28	27	26	26	25	25	24	23	23	22	22	21	21	20	20	19	19	19	18	10 6
65	30	29	28	27	27	26	25	25	24	24	23	22	22	21	21	21	20	20	19	19	18	18	10 3
64	29	28	28	27	26	26	25	24	24	23	23	22	22	21	21	20	20	19	19	18	18	18	10 1
63	29	28	27	27	26	25	25	24	23	23	22	22	21	21	20	20	19	19	19	18	18	17	9 13
62	28	28	27	26	25	25	24	24	23	22	22	21	21	20	20	20	19	19	18	18	18	17	9 10
61	28	27	26	26	25	24	24	23	23	22	22	21	21	20	20	19	19	18	18	18	17	17	9 8
60	27	27	26	25	25	24	23	23	22	22	21	21	20	20	19	19	18	18	17	17	17	17	9 6
59	27	26	26	25	24	24	23	22	22	21	21	20	20	19	19	18	18	17	17	17	17	16	9 4
58	26	26	25	24	24	23	23	22	22	21	21	20	20	19	19	18	18	18	17	17	16	16	9 1
57	26	25	25	24	23	23	22	22	21	21	20	20	19	19	18	18	18	17	17	16	16	16	9 0
56	26	25	24	24	23	22	22	21	21	20	20	19	19	18	18	18	17	17	17	16	16	16	8 11
55	25	24	24	23	23	22	21	21	20	20	19	19	18	18	18	17	17	17	16	16	16	15	8 8
54	25	24	23	23	22	22	21	21	20	20	19	19	18	18	17	17	17	16	16	16	15	15	8 7
53	24	24	23	22	22	21	21	20	20	19	19	18	18	18	17	17	16	16	16	15	15	15	8 4
52	24	23	23	22	21	21	20	20	19	19	18	18	18	17	17	16	16	16	15	15	15	14	8 3
51	23	23	22	22	21	20	20	19	19	19	18	18	17	17	16	16	16	15	15	15	14	14	8 0
50	23	22	22	21	21	20	20	19	19	18	18	17	17	17	16	16	16	15	15	14	14	14	7 13
49	22	22	21	21	20	20	19	19	18	18	17	17	17	16	16	16	15	15	14	14	14	14	7 10
48	22	21	21	20	20	19	19	18	18	17	17	17	16	16	15	15	15	14	14	14	14	13	7 7
47	21	21	20	20	19	19	18	18	17	17	17	16	16	16	15	15	15	14	14	14	13	13	7 6
46	21	20	20	19	19	18	18	18	17	17	16	16	16	15	15	15	14	14	14	13	13	13	7 3
45	21	20	19	19	18	18	18	17	17	16	16	16	15	15	15	14	14	14	13	13	13	12	7 1
44	20	20	19	18	18	18	17	17	16	16	16	15	15	15	14	14	14	13	13	13	12	12	6 13
43	20	19	19	18	18	17	17	16	16	16	15	15	15	14	14	14	13	13	13	12	12	12	6 11
42	19	19	18	18	17	17	16	16	16	15	15	15	14	14	14	14	13	13	13	12	12	12	6 8
41	19	18	18	17	17	16	16	16	15	15	15	14	14	14	14	13	13	13	12	12	12	11	6 6
40	18	18	17	17	16	16	16	15	15	15	14	14	14	13	13	13	12	12	12	12	11	11	6 4
39	18	17	17	16	16	16	15	15	15	14	14	13	13	13	13	12	12	12	12	11	11	11	6 1
38	17	17	16	16	16	15	15	14	14	14	13	13	13	13	12	12	12	12	11	11	11	11	6 0
37	17	16	16	16	15	15	14	14	14	13	13	13	13	12	12	12	11	11	11	11	10	10	5 11
36	16	16	16	15	15	14	14	14	13	13	13	12	12	12	12	11	11	11	11	10	10	10	5 9
35	16	16	15	15	14	14	14	13	13	13	12	12	12	12	11	11	11	11	10	10	10	10	5 7
34	16	15	15	14	14	14	13	13	13	12	12	12	11	11	11	11	10	10	10	10	10	9	5 5

1.48 1.50 1.52 1.54 1.56 1.58 1.60 1.62 1.64 1.66 1.68 1.70 1.72 1.74 1.76 1.78 1.80 1.82 1.84 1.86 1.88 1.90

Height (m)

Note : The black

Step 1

BMI score

+

Step 2

Weight loss score

+

Step 3

Acute disease effect score

BMI kg/m ²	Score
>20(>30 Obese)	= 0
18.5-20	= 1
<18.5	= 2

Unplanned weight loss in past 3-6 months	
%	Score
<5	= 0
5-10	= 1
>10	= 2

If patient is acutely ill **and** there has been or is likely to be no nutritional intake for >5 days
Score 2

If unable to obtain height and weight, see reverse for alternative measurements and use of subjective criteria

Step 4

Overall risk of malnutrition

Add Scores together to calculate overall risk of malnutrition
Score 0 Low Risk Score 1 Medium Risk Score 2 or more High Risk

Step 5

Management guidelines

0
Low Risk
Routine clinical care

- Repeat screening
Hospital – weekly
Care Homes – monthly
Community – annually for special groups
e.g. those >75 yrs

1
Medium Risk
Observe

- Document dietary intake for 3 days if subject in hospital or care home
- If improved or adequate intake – little clinical concern; if no improvement – clinical concern - follow local policy
- Repeat screening
Hospital – weekly
Care Home – at least monthly
Community – at least every 2-3 months

2 or more
High Risk
Treat*

- Refer to dietitian, Nutritional Support Team or implement local policy
- Improve and increase overall nutritional intake
- Monitor and review care plan
Hospital – weekly
Care Home – monthly
Community – monthly

* Unless detrimental or no benefit is expected from nutritional support e.g. imminent death.

All risk categories:

- Treat underlying condition and provide help and advice on food choices, eating and drinking when necessary.
- Record malnutrition risk category.
- Record need for special diets and follow local policy.

Obesity:

- Record presence of obesity. For those with underlying conditions, these are generally controlled before the treatment of obesity.

Re-assess subjects identified at risk as they move through care settings

See *The 'MUST' Explanatory Booklet* for further details and *The 'MUST' Report* for supporting evidence.

Step 2 – Weight loss score

	SCORE 0 Wt Loss < 5%	SCORE 1 Wt Loss 5-10%	SCORE 2 Wt Loss > 10%
34 kg	<1.70	1.70 – 3.40	>3.40
36 kg	<1.80	1.80 – 3.60	>3.60
38 kg	<1.90	1.90 – 3.80	>3.80
40 kg	<2.00	2.00 – 4.00	>4.00
42 kg	<2.10	2.10 – 4.20	>4.20
44 kg	<2.20	2.20 – 4.40	>4.40
46 kg	<2.30	2.30 – 4.60	>4.60
48 kg	<2.40	2.40 – 4.80	>4.80
50 kg	<2.50	2.50 – 5.00	>5.00
52 kg	<2.60	2.60 – 5.20	>5.20
54 kg	<2.70	2.70 – 5.40	>5.40
56 kg	<2.80	2.80 – 5.60	>5.60
58 kg	<2.90	2.90 – 5.80	>5.80
60 kg	<3.00	3.00 – 6.00	>6.00
62 kg	<3.10	3.10 – 6.20	>6.20
64 kg	<3.20	3.20 – 6.40	>6.40
66 kg	<3.30	3.30 – 6.60	>6.60
68 kg	<3.40	3.40 – 6.80	>6.80
70 kg	<3.50	3.50 – 7.00	>7.00
72 kg	<3.60	3.60 – 7.20	>7.20
74 kg	<3.70	3.70 – 7.40	>7.40
76 kg	<3.80	3.80 – 7.60	>7.60
78 kg	<3.90	3.90 – 7.80	>7.80
80 kg	<4.00	4.00 – 8.00	>8.00
82 kg	<4.10	4.10 – 8.20	>8.20
84 kg	<4.20	4.20 – 8.40	>8.40
86 kg	<4.30	4.30 – 8.60	>8.60
88 kg	<4.40	4.40 – 8.80	>8.80
90 kg	<4.50	4.50 – 9.00	>9.00
92 kg	<4.60	4.60 – 9.20	>9.20
94 kg	<4.70	4.70 – 9.40	>9.40
96 kg	<4.80	4.80 – 9.60	>9.60
98 kg	<4.90	4.90 – 9.80	>9.80
100 kg	<5.00	5.00 – 10.00	>10.00
102 kg	<5.10	5.10 – 10.20	>10.20
104 kg	<5.20	5.20 – 10.40	>10.40
106 kg	<5.30	5.30 – 10.60	>10.60
108 kg	<5.40	5.40 – 10.80	>10.80
110 kg	<5.50	5.50 – 11.00	>11.00
112 kg	<5.60	5.60 – 11.20	>11.20
114 kg	<5.70	5.70 – 11.40	>11.40
116 kg	<5.80	5.80 – 11.60	>11.60
118 kg	<5.90	5.90 – 11.80	>11.80
120 kg	<6.00	6.00 – 12.00	>12.00
122 kg	<6.10	6.10 – 12.20	>12.20
124 kg	<6.20	6.20 – 12.40	>12.40
126 kg	<6.30	6.30 – 12.60	>12.60

Weight before weight loss (kg)

	SCORE 0 Wt Loss < 5%	SCORE 1 Wt Loss 5-10%	SCORE 2 Wt Loss > 10%
5st 4lb	<4lb	4lb – 7lb	>7lb
5st 7lb	<4lb	4lb – 8lb	>8lb
5st 11lb	<4lb	4lb – 8lb	>8lb
6st	<4lb	4lb – 8lb	>8lb
6st 4lb	<4lb	4lb – 9lb	>9lb
6st 7lb	<5lb	5lb – 9lb	>9lb
6st 11lb	<5lb	5lb – 10lb	>10lb
7st	<5lb	5lb – 10lb	>10lb
7st 4lb	<5lb	5lb – 10lb	>10lb
7st 7lb	<5lb	5lb – 11lb	>11lb
7st 11lb	<5lb	5lb – 11lb	>11lb
8st	<6lb	6lb – 11lb	>11lb
8st 4lb	<6lb	6lb – 12lb	>12lb
8st 7lb	<6lb	6lb – 12lb	>12lb
8st 11lb	<6lb	6lb – 12lb	>12lb
9st	<6lb	6lb – 13lb	>13lb
9st 4lb	<7lb	7lb – 13lb	>13lb
9st 7lb	<7lb	7lb – 13lb	>13lb
9st 11lb	<7lb	7lb – 1st 0lb	>1st 0lb
10st	<7lb	7lb – 1st 0lb	>1st 0lb
10st 4lb	<7lb	7lb – 1st 0lb	>1st 0lb
10st 7lb	<7lb	7lb – 1st 1lb	>1st 1lb
10st 11lb	<8lb	8lb – 1st 1lb	>1st 1lb
11st	<8lb	8lb – 1st 1lb	>1st 1lb
11st 4lb	<8lb	8lb – 1st 2lb	>1st 2lb
11st 7lb	<8lb	8lb – 1st 2lb	>1st 2lb
11st 11lb	<8lb	8lb – 1st 3lb	>1st 3lb
12st	<8lb	8lb – 1st 3lb	>1st 3lb
12st 4lb	<9lb	9lb – 1st 3lb	>1st 3lb
12st 7lb	<9lb	9lb – 1st 4lb	>1st 4lb
12st 11lb	<9lb	9lb – 1st 4lb	>1st 4lb
13st	<9lb	9lb – 1st 4lb	>1st 4lb
13st 4lb	<9lb	9lb – 1st 5lb	>1st 5lb
13st 7lb	<9lb	9lb – 1st 5lb	>1st 5lb
13st 11lb	<10lb	10lb – 1st 5lb	>1st 5lb
14st	<10lb	10lb – 1st 6lb	>1st 6lb
14st 4lb	<10lb	10lb – 1st 6lb	>1st 6lb
14st 7lb	<10lb	10lb – 1st 6lb	>1st 6lb
14st 11lb	<10lb	10lb – 1st 7lb	>1st 7lb
15st	<11lb	11lb – 1st 7lb	>1st 7lb
15st 4lb	<11lb	11lb – 1st 7lb	>1st 7lb
15st 7lb	<11lb	11lb – 1st 8lb	>1st 8lb
15st 11lb	<11lb	11lb – 1st 8lb	>1st 8lb
16st	<11lb	11lb – 1st 8lb	>1st 8lb
16st 4lb	<11lb	11lb – 1st 9lb	>1st 9lb
16st 7lb	<12lb	12lb – 1st 9lb	>1st 9lb

Weight before weight loss (st lb)

Alternative measurements and considerations

Step 1: BMI (body mass index)

If height cannot be measured

- Use recently documented or self-reported height (if reliable and realistic).
- If the subject does not know or is unable to report their height, use one of the alternative measurements to estimate height (ulna, knee height or demispan).

If height & weight cannot be obtained

- Use mid upper arm circumference (MUAC) measurement to estimate BMI category.

Step 2: Recent unplanned weight loss

If recent weight loss cannot be calculated, use self-reported weight loss (if reliable and realistic).

Subjective criteria

If height, weight or BMI cannot be obtained, the following criteria which relate to them can assist your professional judgement of the subject's nutritional risk category. Please note, use of these criteria is not designed to assign a score.

1. BMI

- Clinical impression – thin, acceptable weight, overweight. Obvious wasting (very thin) and obesity (very overweight) can also be noted.

2. Unplanned weight loss

- Clothes and/or jewellery have become loose fitting (weight loss).
- History of decreased food intake, reduced appetite or swallowing problems over 3-6 months and underlying disease or psycho-social/physical disabilities likely to cause weight loss.

3. Acute disease effect

- No nutritional intake or likelihood of no intake for more than 5 days.

Further details on taking alternative measurements, special circumstances and subjective criteria can be found in *The 'MUST' Explanatory Booklet*. A copy can be downloaded at www.bapen.org.uk or purchased from the BAPEN office. The full evidence-base for 'MUST' is contained in *The 'MUST' Report* and is also available for purchase from the BAPEN office.

BAPEN Office, Secure Hold Business Centre, Studley Road, Redditch, Worcs, B98 7LG. Tel: 01527 457 850. Fax: 01527 458 718. bapen@sovereignconference.co.uk BAPEN is registered charity number 1023927. www.bapen.org.uk

© BAPEN 2003 ISBN 1 899467 90 4 Price £2.00

All rights reserved. This document may be photocopied for dissemination and training purposes as long as the source is credited and recognised.

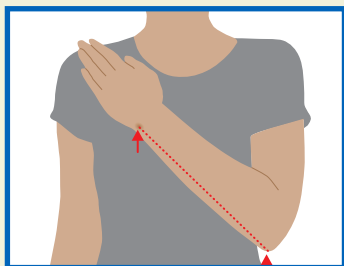
Copy may be reproduced for the purposes of publicity and promotion. Written permission must be sought from BAPEN if reproduction or adaptation is required. If used for commercial gain a licence fee may be required.



Alternative measurements: instructions and tables

If height cannot be obtained, use length of forearm (ulna) to calculate height using tables below. (See *The 'MUST' Explanatory Booklet* for details of other alternative measurements (knee height and demispan) that can also be used to estimate height).

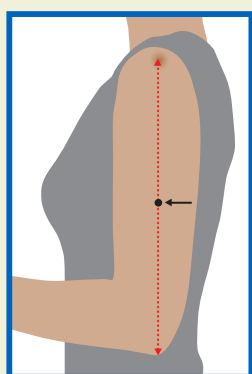
Estimating height from ulna length



Measure between the point of the elbow (olecranon process) and the midpoint of the prominent bone of the wrist (styloid process) (left side if possible).

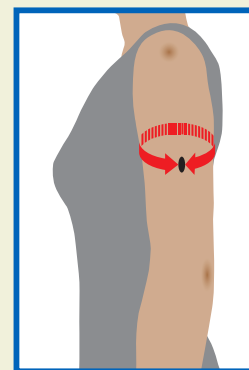
HEIGHT (m)	Men (<65 years)	1.94	1.93	1.91	1.89	1.87	1.85	1.84	1.82	1.80	1.78	1.76	1.75	1.73	1.71
	Men (>65 years)	1.87	1.86	1.84	1.82	1.81	1.79	1.78	1.76	1.75	1.73	1.71	1.70	1.68	1.67
	Ulna length (cm)	32.0	31.5	31.0	30.5	30.0	29.5	29.0	28.5	28.0	27.5	27.0	26.5	26.0	25.5
HEIGHT (m)	Women (<65 years)	1.84	1.83	1.81	1.80	1.79	1.77	1.76	1.75	1.73	1.72	1.70	1.69	1.68	1.66
	Women (>65 years)	1.84	1.83	1.81	1.79	1.78	1.76	1.75	1.73	1.71	1.70	1.68	1.66	1.65	1.63
HEIGHT (m)	Men (<65 years)	1.69	1.67	1.66	1.64	1.62	1.60	1.58	1.57	1.55	1.53	1.51	1.49	1.48	1.46
	Men (>65 years)	1.65	1.63	1.62	1.60	1.59	1.57	1.56	1.54	1.52	1.51	1.49	1.48	1.46	1.45
	Ulna length (cm)	25.0	24.5	24.0	23.5	23.0	22.5	22.0	21.5	21.0	20.5	20.0	19.5	19.0	18.5
HEIGHT (m)	Women (<65 years)	1.65	1.63	1.62	1.61	1.59	1.58	1.56	1.55	1.54	1.52	1.51	1.50	1.48	1.47
	Women (>65 years)	1.61	1.60	1.58	1.56	1.55	1.53	1.52	1.50	1.48	1.47	1.45	1.44	1.42	1.40

Estimating BMI category from mid upper arm circumference (MUAC)



The subject's left arm should be bent at the elbow at a 90 degree angle, with the upper arm held parallel to the side of the body. Measure the distance between the bony protrusion on the shoulder (acromion) and the point of the elbow (olecranon process). Mark the mid-point.

Ask the subject to let arm hang loose and measure around the upper arm at the mid-point, making sure that the tape measure is snug but not tight.



If MUAC is < 23.5 cm, BMI is likely to be <20 kg/m².

If MUAC is > 32.0 cm, BMI is likely to be >30 kg/m².

The use of MUAC provides a general indication of BMI and is not designed to generate an actual score for use with 'MUST'. For further information on use of MUAC please refer to *The 'MUST' Explanatory Booklet*.